



HUNTSVILLE CITY

SCHOOL SYSTEM SNAPSHOT: 2021 EDITION*

P.O. Box 1256 | Huntsville, AL 35807 | (256) 428-6928

Superintendent

Christie Finley

Board Members

Michelle Watkins, Beth Wilder, Walker McGinnis, Elisa Ferrell, Carlos Mathews



\$18,155,253

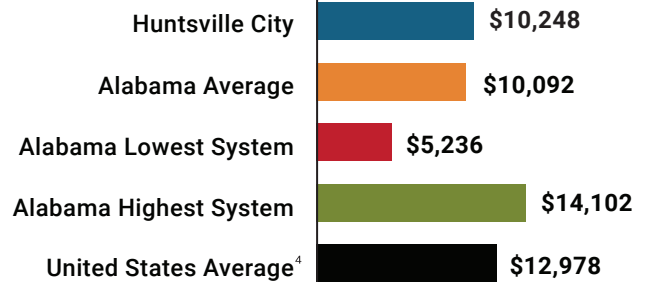
Cost of One Month's
Operation/General Fund



1.25

Number of Months
Reserve Balance

Total Per-Pupil Expenditures (PPE)



By the Numbers



Schools¹ 37



Students/ADM² 23,052



Free & Reduced Lunch 38%
Community Eligibility Program 42%



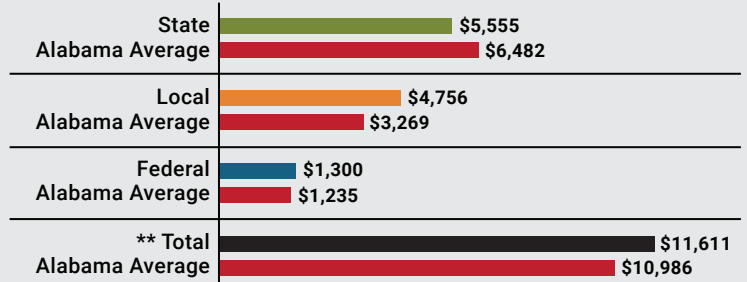
Number of Route Buses³ 153
Buses 10 yrs. old or less **95%**
Students Bused **6,015**



Full-Time Employees 2,457
Teachers **1,550**
Principals/
Assistant Principals **89**
Counselors **57**
Librarians **38**
Other Certified Employees **122**
Support Personnel **601**

Per-Pupil Revenue Sources

Huntsville City Revenue Sources



133
STATE
RANK

13
LOCAL
RANK

64
FEDERAL
RANK

OVERALL SYSTEM RANK 38

** Total Revenue Among 137 School Systems

¹ Schools with enrollment, including Alternative and Career Technical Education

² Average Daily Membership

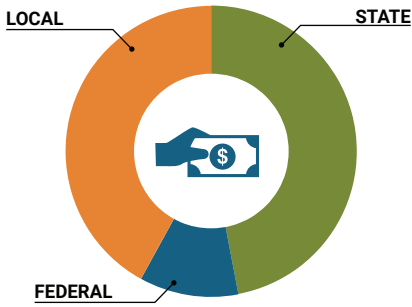
³ Data collected in FY19 and used for FY21 funding

⁴ 2019-2020 NEA Rankings of the States

* THIS REPORT INCLUDES FISCAL YEAR 2019 DATA

School System Revenue

How was your school system funded?¹



\$128,056,031	STATE	47%
\$29,977,917	FEDERAL	11%
\$117,064,180	LOCAL	43%
— \$26,653,090	Local 10-Mill Match	
\$90,411,090	AVAILABLE LOCAL REVENUE	

VALUE OF 1-MILL For Your School System

\$2,665,309

School System Spending

How did your school system spend state & local dollars?¹

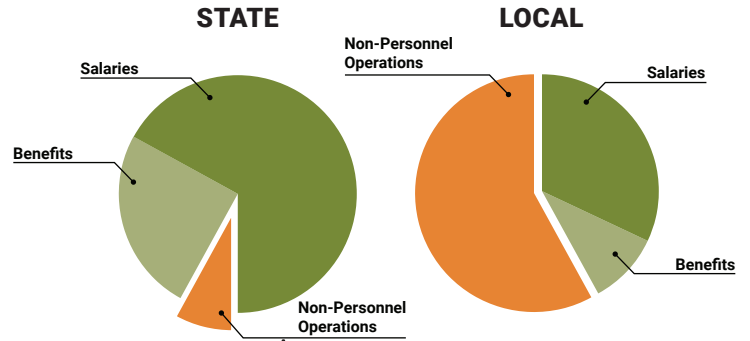
	STATE SPENDING ^{2,3}	LOCAL SPENDING ²
Salaries	\$95,771,846	\$23,368,229
Benefits	\$36,097,426	\$7,422,033
Non-Personnel Operations	\$11,344,227	\$42,296,067
TOTAL	\$143,213,499	\$73,086,329

¹ Revenues and expenditures may contain nominal variances

² Does not include debt service or capital outlay

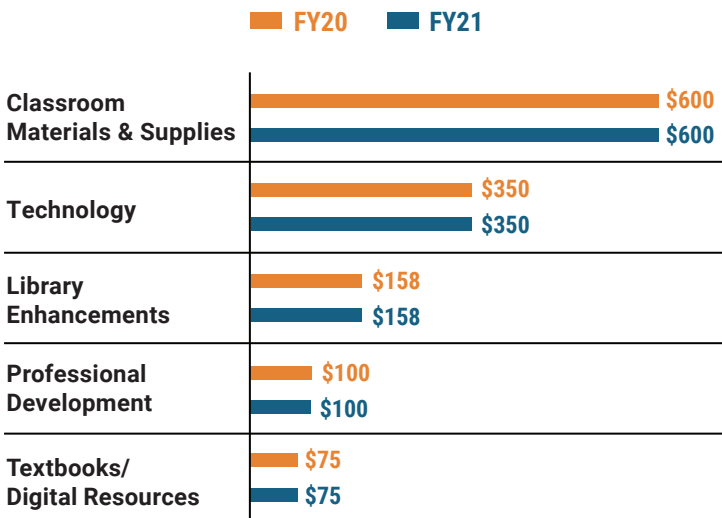
³ Includes 10-mill match

⁴ Such as utilities, operations & maintenance, etc.

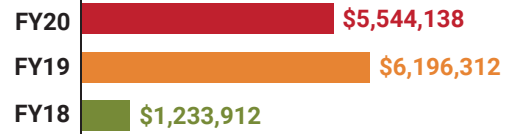


Only 8% of state funding is available for non-personnel expenditures⁴

Instructional Support



Educational Advancement & Technology Fund⁵



⁵ These one-time supplemental funds may be used for repairs and deferred maintenance, classroom instructional supplies, insurance for facilities, transportation, technology and school safety measures.

System Debt

TOTAL DEBT⁶	DEBT PER STUDENT
\$77,937,705	\$3,381

⁶ The debt totals in system audit reports may differ due to audit adjustments.



ALABAMA
ASSOCIATION OF
SCHOOL BOARDS

Sally Smith, J.D.
Executive Director

Lissa Tucker, J.D.
Director of Government Relations

43 South Jackson Street
Montgomery, Alabama 36104

1-800-562-0601 | AlabamaSchoolBoards.org

[@AlaSchoolBoards](https://twitter.com/AlaSchoolBoards) [f Facebook.com/AlabamaSchoolBoards](https://facebook.com/AlabamaSchoolBoards)